

Shaft

Wall Thickness	7.6 mm (0.300")
Round HSS Outside Diameter	88.9 mm (3.5")
Available Standard Lengths	2.1 m (7'-0") / 3.2 m (10'-6")

Load Specifications

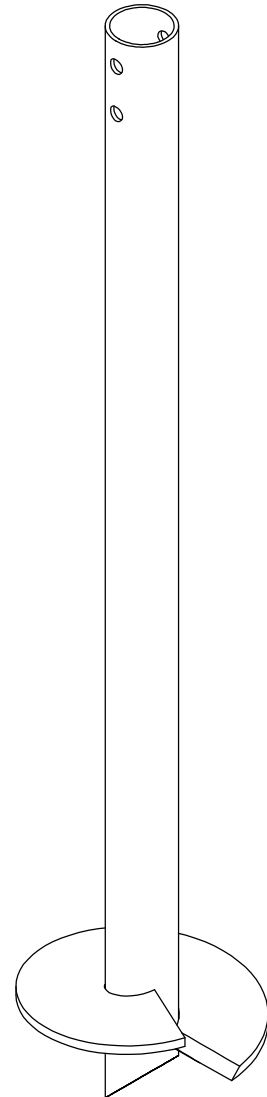
Max. Allowable Capacity*	200 kN (45,000 lb)
--------------------------	--------------------

* Higher load ratings could be considered with site-specific engineering.

Technical Specifications

Commonly Used Structure*	Heavy Residential Light to Heavy Commercial Industrial
Code Evaluation	Listed per CCMC (13059-R)
Standard Steel	ASTM A500 Grade C Fy=350 MPa min (51 ksi)
Black Steel Design Life	Min 50 years
Coating	Galvanized or Black Steel
Galvanization Compliance	ASTM A123/A123M/A123M
Additional Corrosion Protection	Cathodic Protection System available

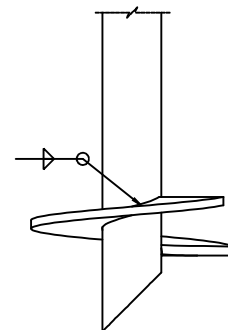
* Refer to the selection table on p.8.



Helix

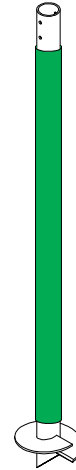
Pitch	76.2 mm (3") / 127 mm (5")
Thickness	12.7 mm (0.5")
Standard Steel	CSA G40.21-300W Fy=300 MPa min (44 ksi)
Coating	Galvanized or Black Steel
Multiple Welded Helix	Available
Helix Size*	203 mm (8") to 610 mm (24")

* Other sizes available upon request.

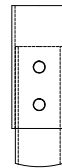
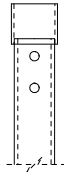


Sleeve (Available)

Function Utility	Protection against soil movements
Wall Thickness	1.6 mm (1/16")
Round HSS Outside Diameter	± 95.2 mm (± 3.75")
Length	± 1.67 m (± 66")
Weight	± 0.68 kg (± 1.5 lb)
Material	HDPE
Color	Green



Outside Couplings



	Regular	Reinforced
Assembly	Welded	Welded
Wall Thickness	5.7 mm (0.197")	5.7 mm (0.197")
Round HSS Outside Diameter	101.6 mm (4")	101.6 mm (4")
Standard Steel	ASTM A500 Grade C Fy=350 MPa min (51 ksi)	ASTM A500 Grade C Fy=350 MPa min (51 ksi)
Length*	88.9 mm (3.5")	222.3 mm (8.75")

* Length of outside coupling welded on-site.